



## Data Sheet

# HSE



MOTION FOR YOUR LIFE



The HSE fitting handset features a unique design with no projecting parts. It is built into the tabletop to be easily accessible. The HSE is available with or without display for one motorgroup.

**Rev 2.0 – 07/2007**

Availability and specifications are subject to change without prior notice.  
**LOGICDATA** assumes no liability for maloperation or improper use of products.

**LOGICDATA** will at point of delivery replace/repair defective products covered by the warranty.

No liability is assumed beyond such replacement/repair.

Please contact **LOGICDATA** directly on inquiries or custom requirements.

©2007 **LOGICDATA**



## Table of Contents


Table of Contents .....	2
1 Features .....	3
2 Type and Dimensions.....	3
3 Technical Data .....	3
4 Mounting.....	4
5 Compatibility.....	4
6 Order Code.....	6
7 Manufacturer Information .....	6



## 1 Features

- Ergonomic design
- No projecting parts
- Longlife foil buttons
- Available with or without display
- Quick installation

## 2 Type and Dimensions



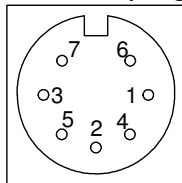
## 3 Technical Data

Operating voltage	5V
Supply current	60mA
Life duration (Switching cycles)	100.000
Ambient temperature	0 – 50 °C
Connector cable	2m
Dimensions (l, w, h)	Ø 54,5mm x 26,5mm
Weight	0,1kg (incl. cable)



## Pin Assignment:

Handset plug (according to DIN 45329)



1	HS1	5	-
2	-	6	+5V
3	-	7	SER_OUT
4	HS2	Shell	GND



### Caution

The HS handset is only suitable for LOGICDATA motor controls. To prevent damage of the unit, take care not to interchange handset and motor sockets.

#### Color code:


handset ... blue  
motor ... black



### Caution

Do not use a HSE handset in combination with another handset linked with a Y-HS cable! The control box would misinterpret the instructions of the handset.

## 4 Mounting



- Insert the handset into the pre-drilled tabletop (The recommended value of the diameter is 50mm <sup>(1)</sup>)
- Tighten the handset with two fixing screws  
ø 4,2mm x 10mm - 13,5mm

<sup>(1)</sup> The diameter of the mounting hole also depends on the material of the tabletop. We recommend to determine the diameter on the basis of a sample.

## 5 Compatibility

The HSF handset is compatible to following LOGICDATA motor controls:

CBS-X-XXX

CBB-X-XXX

CBX-X-XXX

LogicS-X-XXX



LogicB-X-XXX



## 6 Order Code

HSE-OD-2- LD ..... Up/Down buttons

HSE-MDF-2-LD ..... Up/Down buttons, Display

## 7 Manufacturer Information

LOGICDATA	Tel.: +43 (0)3462 5198 0
Electronic & Software Entwicklungs GmbH	Fax: +43 (0)3462 5198 530
Wirtschaftspark 18	Email: <a href="mailto:office@logicdata.at">office@logicdata.at</a>
A-8530 Deutschlandsberg	<a href="http://www.logicdata.at">www.logicdata.at</a>